

# ZOOM Student Guide

Last Modified on 22/07/2021 2:16 pm HKT

## Overview

- The University has selected Zoom as the primary platform to support synchronous teaching and learning activities. Zoom is trusted by universities and well received by users around the world (including Mainland China). Despite its rich features, most users find it very easy to use.
- All CUHK Staff and Student users can login CUHK ZOOM Portal (<https://cuhk.zoom.us>) to schedule and host ZOOM meetings of up to 300 participants.

## System Requirements

- System Requirements (e.g. bandwidth) and Equipment Suggestions
  - **PC, Mac, and Linux** (<https://support.zoom.us/hc/en-us/articles/201362023-System-Requirements-for-PC-Mac-and-Linux>)
  - **iOS, iPadOS, and Android** (<https://support.zoom.us/hc/en-us/articles/201179966-System-Requirements-for-iOS-and-Android>)

## Security

- **Best Practices for Securing Your Zoom Meetings** (<https://zoom.us/docs/doc/Securing%20Your%20Zoom%20Meetings.pdf>)
- **Zoom Trust Center** (<https://zoom.us/docs/en-us/privacy-and-security.html>)

## Special Notes for China Access

- If users in Mainland China cannot access <https://cuhk.zoom.us> (<https://cuhk.zoom.us/>), please try the **Pilot CUHK VPN Add-On service** (<https://help.edtech.cuhk.edu.hk/docs/pilot-cuhk-vpn-add-on-service>).
- In case users are located in China and have problem in accessing <https://cuhk.zoom.us/>... when **viewing ZOOM recordings**, please try using <https://cuhk.zoom.com.cn/>...
- *zoom.cn* has NO relationship with the Zoom service subscribed by CUHK

## Instruction

### Account activation

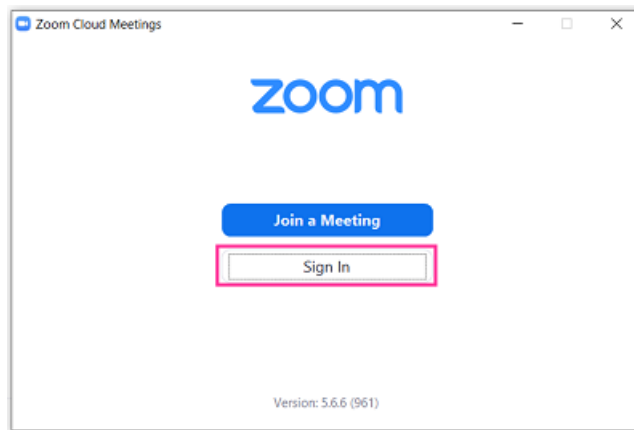
- Launch a web browser, go to <https://cuhk.zoom.us> (<https://cuhk.zoom.us/>) (<https://cuhk.zoom.com.cn/signin> for users in mainland China). Click “Sign in” and login via CUHK Login with CUHK email alias and OnePass password.

### Join a Meeting

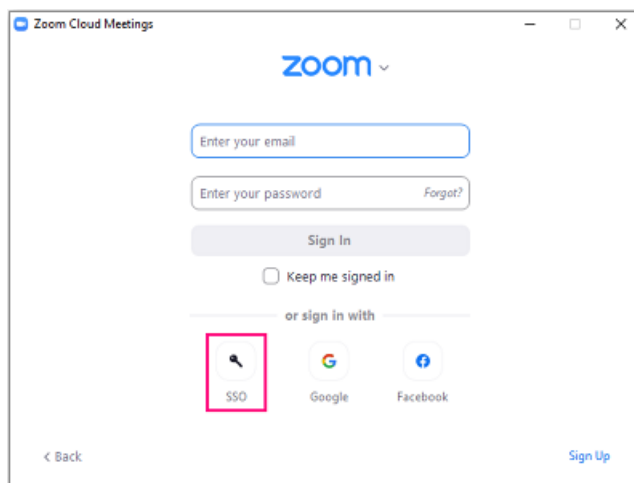
1. Download and Install Zoom client from **Zoom: Download Center** (<https://zoom.us/download>)
2. Before you start the meeting, please check if the client is updated. For more: Zoom Help Center: **Downloading the latest Zoom update** (<https://support.zoom.us/hc/en-us/articles/201362233-Upgrade-update-to-the-latest-version>)
3. Your host may require you to sign in Zoom before joining the meeting. To sign in Zoom client:
  1. Click “Sign In”.

Questions: [elarning@cuhk.edu.hk](mailto:elarning@cuhk.edu.hk)

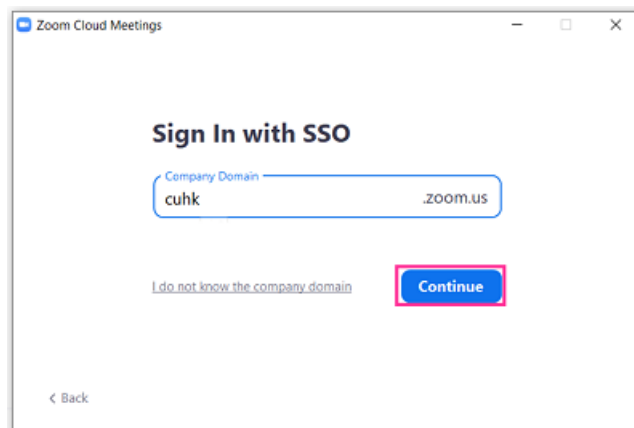
Copyright © 2020 The Chinese University of Hong Kong. All rights reserved.



2. Select "Sign in with SSO".



3. Enter 'cuhk' as the company domain, and click "Continue".

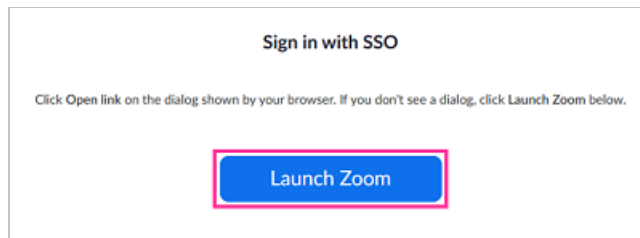


4. Login via CUHK Login with CUHK email alias and OnePass password.



5. Click "Launch Zoom" or open Zoom.

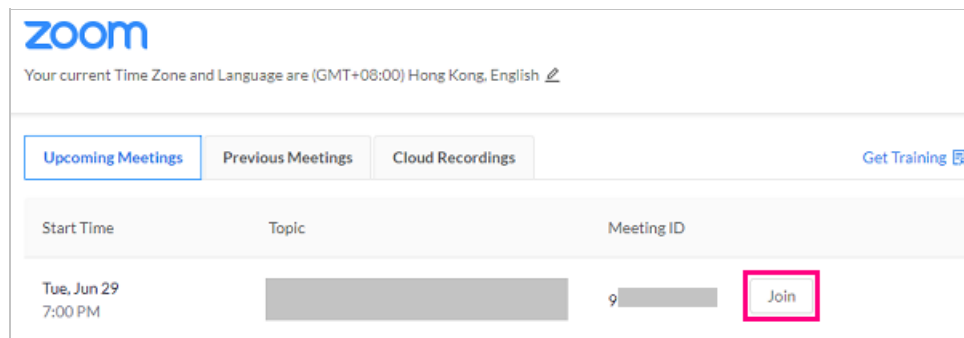
Questions: [elarning@cuhk.edu.hk](mailto:elarning@cuhk.edu.hk)



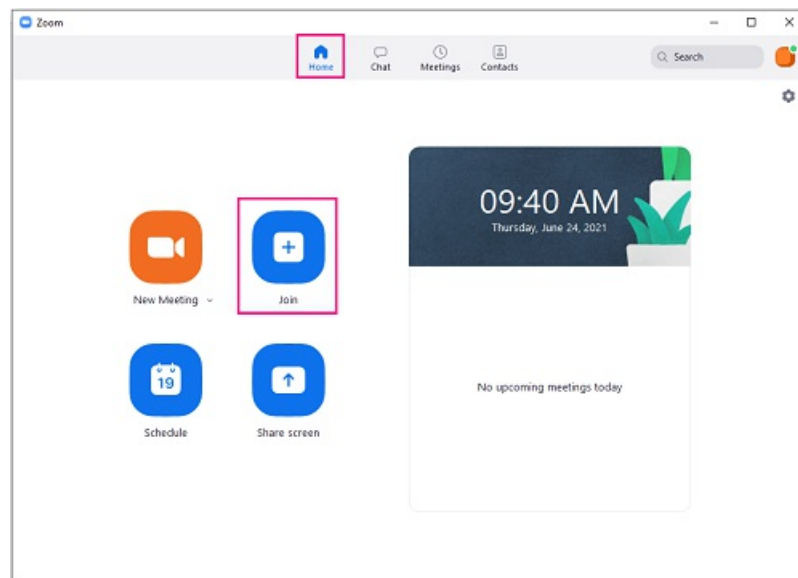
6. Join the meeting according to the instruction provided by your teacher / programme office.
- (a) If your Instructor / TA/Support Staff provide you with the 'Join Zoom Meeting' link. You can click the link to join the meeting.



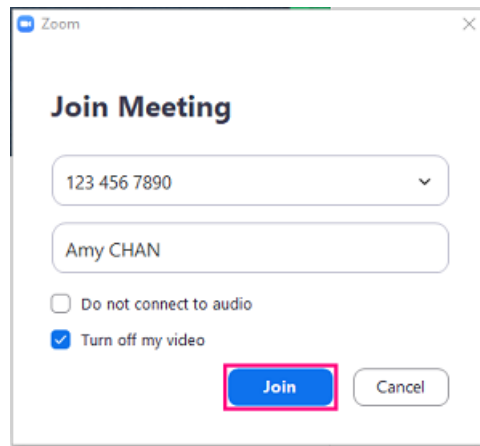
- (b) If they have scheduled meetings under their Blackboard Courses, you can click the "Join" button to join the meeting.



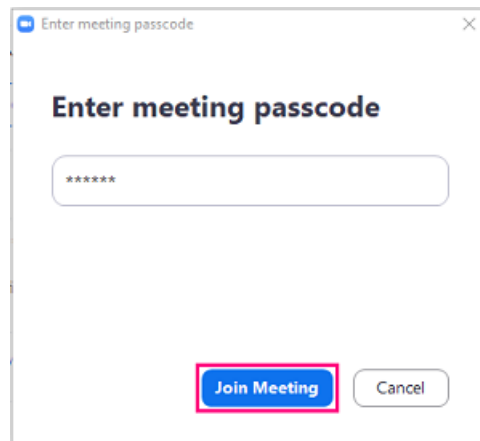
- (c) If they have just provided you with the Meeting ID (and passcode), click "Join" under the "Home" tab.



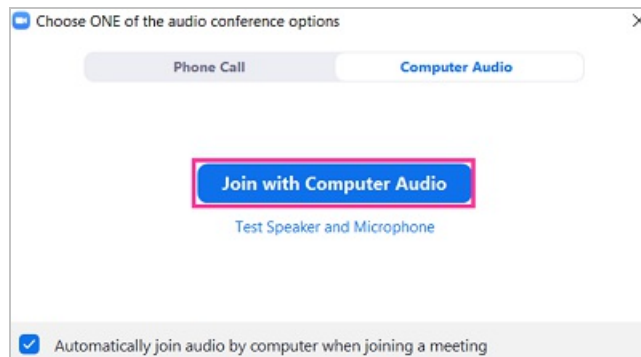
Input the Meeting ID. Click "Join".



Input the meeting password. Click “Join Meeting”.



7. After you have successfully joined the meeting, click “Join with Computer Audio”.



For more, please refer to the videos below:

- [Zoom - CUHK Login - Desktop Client \(Win\)](https://www.youtube.com/watch?v=JNzcGZe1gpk) (https://www.youtube.com/watch?v=JNzcGZe1gpk)
- [Zoom - CUHK Login & ad hoc Meeting - Android](https://www.youtube.com/watch?v=jrSc6_gqWQM) (https://www.youtube.com/watch?v=jrSc6\_gqWQM)
- [Zoom CUHK Login \(iPhone\)](https://www.youtube.com/watch?v=8SOIdC9qoLM) (https://www.youtube.com/watch?v=8SOIdC9qoLM)

## Resources

You can find more resources about Zoom on CUHK EdTech Help Center: [ZOOM Student Resources](https://help.edtech.cuhk.edu.hk/docs/zoom-student-resources) (https://help.edtech.cuhk.edu.hk/docs/zoom-student-resources)