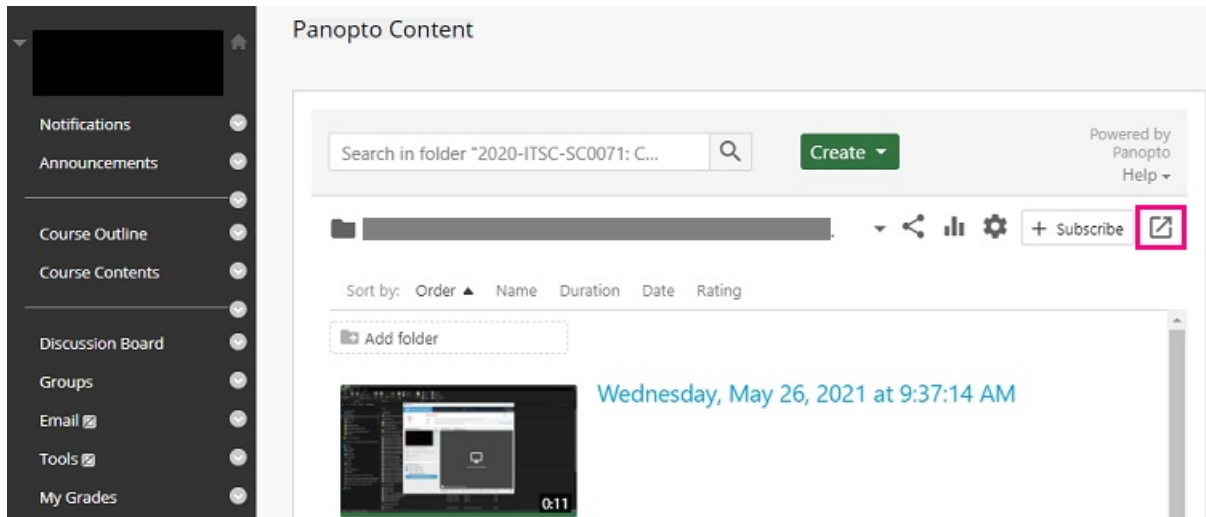


How to Copy or Move Panopto Videos

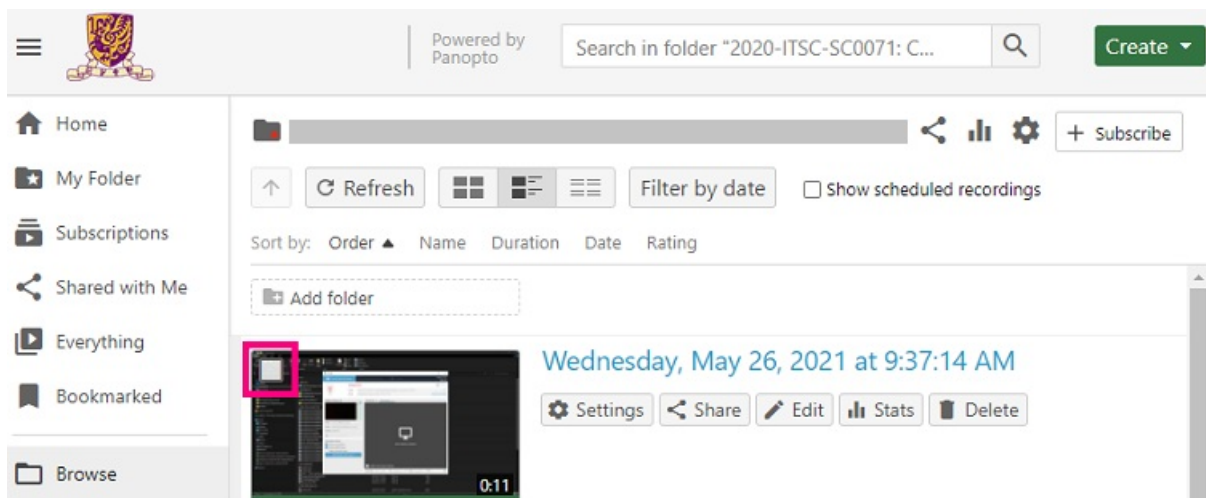
Last Modified on 14/09/2022 9:10 am HKT

To reuse Panopto videos, teachers could consider copying or moving them from a folder to another.

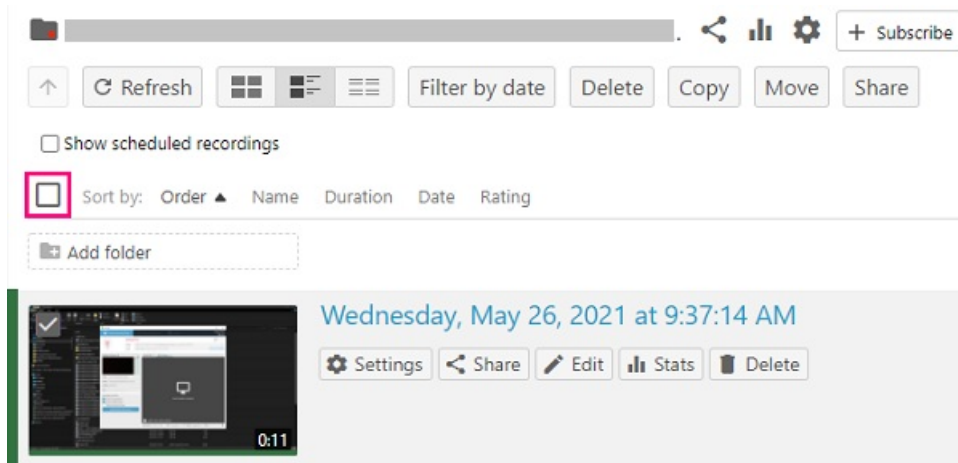
1. Access Blackboard Course > Panopto video > click "Open in Panopto" (grey square with arrow) on the right.



2. Rollover a thumbnail and select the box.



3. You can select all videos for batch moving or copying.



4. Then follow the steps below to copy or move the videos: Panopto Support: [How to Batch Copy and Move](#)

Videos (<https://support.panopto.com/s/article/Batch-Copy-and-Move-Videos>). (Note: If you cannot your destination course, please expand 'Blackboard' folder to find the course.)

Copy video(s) to

Copy X

Choose a folder or start typing to search

- ▶ My Folder
- ▶ #itscpanoptosupport
- ▶ Blackboard
- ▶ CUHK
- ▶ Echo360 migrations